

PROJECT MANAGEMENT

with interdependencies and multi-project controlling

Work organisation

- ✓ Appointment calendar
- ✓ Task list
- ✓ Reminders
- ✓ Workflows
- ✓ Checklists

Project planning

- ✓ Project structure
- ✓ Time planning/Gantt
- ✓ Team assignments
- ✓ Efforts/Costs
- ✓ Resources
- ✓ Scrum*

Time recording

- ✓ Single, daily and weekly booking
- ✓ Stopwatch
- ✓ Time recording app

Contacts (CRM)

- ✓ Address database
- ✓ Communications history with e-mail import
- ✓ Circulars
- ✓ Contract management*

Quotations

- ✓ Standard articles
- ✓ Generated from project plan

Project controlling

- ✓ Duration, effort, costs
- ✓ Colored indicators, diagrams
- ✓ Milestone trend analysis
- ✓ Reporting

Ticket system/Support server

- ✓ Customer support
- ✓ Unplanned tasks during the project
- ✓ Internal orders

File repository

- ✓ File templates
- ✓ Versioning

Invoices

- ✓ Fixed price
- ✓ Effort
- ✓ Material costs/Articles

Personnel management

- ✓ Leave management
- ✓ Allowances*

International

- ✓ Further languages*

* Fee-based additional feature

Projektron BCS.start is designed for project-driven companies with teams of up to 15 employees. The edition is designed as a **central tool** that supports all important work processes in such an environment – **and not just the project work!**

FIRST CLASS COST-PERFORMANCE RATIO

Purchase

SaaS

Basic installation

Please refer to our price list for more information

600 €

(Includes 3 licenses)

60 € / month

(Package of 3 licenses)

Each additional licence

Total of 15 licences possible

200 €

60 € / month

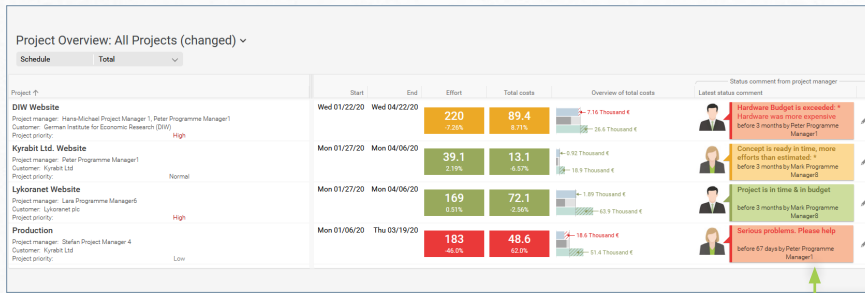
(Package of 3 licenses)

Running time

¹Biannual termination possible thereafter

indefinite

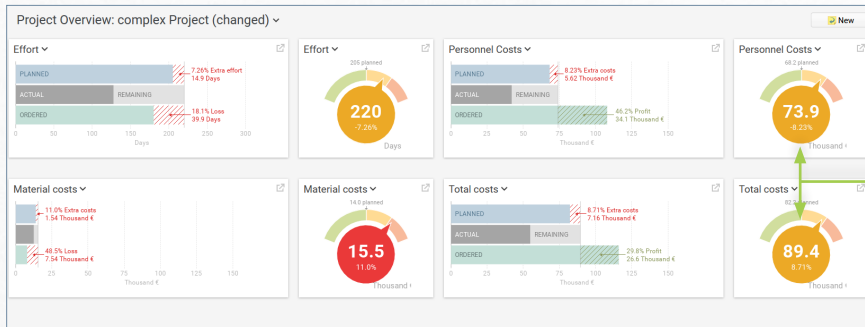
min. 6 months¹



MULTI PROJECTS OVERVIEW

The overview of multiple projects summarizes essential information on ongoing projects in one view.

With comments on the course of the project.

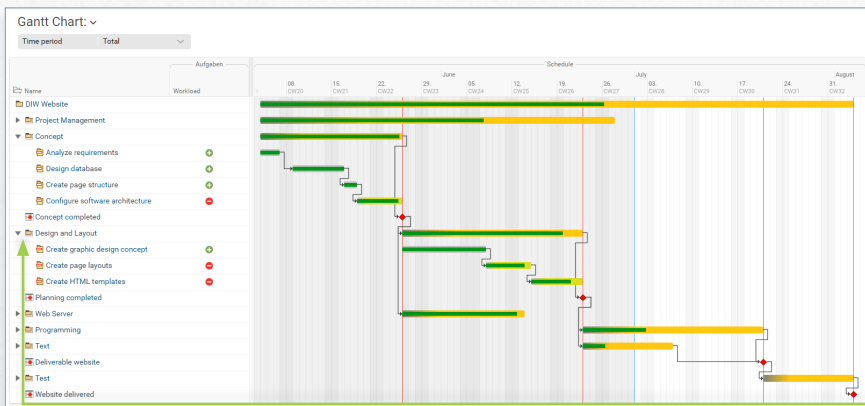


PROJECT OVERVIEW

Tachometers and cost diagrams visualize the project development.

See the current status and deviations from plans at a glance.

With more than 30 elements, you can customize the overview according to your needs.



GANTT CHART

The Gantt chart visualizes the scheduling, structure planning and project progress. Traffic lights indicate time and cost overruns.

Identify resource conflicts in the Gantt chart.



VIDEO TUTORIALS FOR THE MOST IMPORTANT FUNCTIONS



MANUALS AND ONLINE HELP INTEGRATED INTO THE SOFTWARE



SUPPORT FOR TECHNICAL QUESTIONS

Selection of our customers



BERATUNGSKONZEPT GMBH
Individuelle Unternehmensberatung & Coaching



[231023]